



Haley's Joy®
Swing Therapy Anywhere!

Balance Buddy Instruction Manual

WARNING

READ ENTIRE MANUAL BEFORE USE. THIS SWING IS NOT A TOY.

THIS SWING IS ONLY TO BE USED BY TRAINED PERSONNEL, SUCH AS AN OCCUPATIONAL THERAPIST, PHYSICAL THERAPIST, SPEECH THERAPIST, ETC.

THIS SWING IS DESIGNED AS A THERAPEUTIC TOOL FOR A CHILD WITH DEVELOPMENTAL NEEDS. THE THERAPIST IS TO SUPERVISE AT ALL TIMES. USE OF THE SWING SHOULD ALWAYS BE IN A CONTROLLED FASHION WITH THE TRAINED PERSONNEL'S HAND ON THE SWING, GUIDING THE MOTION.

THE SWING SHOULD ALWAYS BE GUIDED BY PLACING THE HANDS ON THE SWING, ITSELF. PUSHING ON THE CHAINS COULD RESULT IN EARLY FAILURE OF THE CHAINS AND VINYL.

ONLY UTILIZE THE SWING WITH ONE INDIVIDUAL AT A TIME, AND ALL HANDS AND FEET SHOULD BE KEPT OUT FROM UNDER THE SEAT.

THIS SWING IS A LOW MOTION DEVICE; KEEP THE SWING'S OCCUPANT / SEAT WITHIN THE PERIMETER OF THE FOUR LEGS. FAILURE TO DO SO CAN RESULT IN TIPPING OF THE SWING.

NEVER ALLOW THE INDIVIDUAL TO STAND ON / IN THE SWING; EVEN DURING THERAPY.

THE SWING IS DESIGNED TO BE USED CLOSE TO THE GROUND.

THERE IS NO SEAT BELT. CARE MUST BE TAKEN NOT TO ALLOW THE CHILD TO FALL OFF THE SWING.

CHOKING HAZARD: DO NOT ALLOW EATING OR DRINKING ON THE SWING!

STRANGULATION HAZARD: DO NOT ATTACH STRINGS OR ROPES TO THE SWING OR PLACE THE SWING NEXT TO ANY STRINGS OR ROPES.

UNSUPERVISED USE OF THIS SWING CAN RESULT IN SEVERE INJURY. WHEN NOT IN USE, THE SWING MUST BE DISASSEMBLED AND STORED IN A SAFE PLACE, ONLY ACCESSIBLE TO TRAINED PERSONNEL.

WORKING LOAD:

250 lbs for the Balance Buddy 2

300 lbs for the Balance Buddy 3



Take time to familiarize yourself with the use and maintenance of this equipment before using. Please keep this Instruction Sheet in an accessible location. The Instruction Sheet must be read and familiar to anyone who is using the Balance Buddy. If this Instruction Sheet is misplaced, please visit the product page on the FlagHouse website or email (haleysjoy@flaghouse.com) for a replacement.

IMPORTANT

Please check equipment immediately for any damage that may have occurred in shipping. Contact FlagHouse immediately if there is a damaged piece 800.793.7900 (US & International) or 800.265.6900 (Canada).

GENERAL INFORMATION

The Balance Buddy bolster seat is designed to give Therapists another option to the Platform Board, Reagan's Ride and Sensory Wrap. The bolster seat is a very common therapist tool and is very useful in sensory integration therapy. The seat challenges the balancing motor skills in a more aggressive fashion than the platform board.

BALANCE BUDDY SEAT DETAILS

- The Balance Buddy has 1" foam padding and is covered with marine grade vinyl all around the circular surface and on the ends.
- The Balance Buddy 2 seat has 6" total range of adjustment, up and down, to accommodate the optimal height of usage.
- The Balance Buddy 3 seat has a 12" total range of adjustment, up and down, to accommodate the optimal height of usage.

SWING ASSEMBLY / DISASSEMBLY DETAILS

The swing comes assembled out of the box; no assembly necessary.

- The seat is suspended by four vinyl covered chains. Two chains go into one connector and the other two go into another connector.
- Fasten these connectors into the swing's linear connector points. Make sure the spring clips have closed properly. See view one.

- These are the same type of spring clip connectors that are used on the platform board. They are however, made one size smaller to prevent the Balance Buddy from being used on the single point rotation hookup. This seat is to be used only as a linear motion device. With the On the Go Swings being of such a compact design, the balance buddy's rider could, unintentionally damage the swing legs by hitting them during rotation. The therapist should make sure the rider does not kick or push off of the swing's legs during use.
- There are threaded connectors where the chains fasten to the balance buddy (between the eye straps and the chains). If the therapist desires to use the balance buddy on the floor or in another manner, the threaded connectors can be opened and the chains removed. Reverse this step to put the balance buddy back on the swing. Remember to tighten the threaded connectors. See view two.
- If height adjustment is necessary, undo the stretch band at the connector and move the chains to the desired position. Replace the stretch bands when satisfied with the adjustment. See view two.




Figure 1

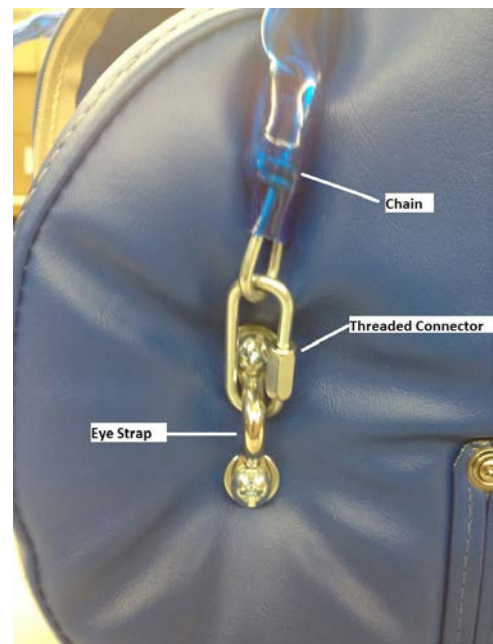


Figure 2

CLEANING

The vinyl on the seat and on the chains can be wiped clean with soap and water. Anti-bacterial wipes can also be used to spot clean.

MECHANICAL COMPONENT WEAR INSPECTION

There are several swing components that have some amount of relative movement while the swing is being used. Under normal use, all of these components would not experience significant wear for years. However, under extreme heavy daily use, some of these components may experience wear much sooner and may need replacing.

Please see the instructional manual for wear inspection on the swing frame components. In addition to these components, the balance buddy's chains, threaded connectors and eye straps will also need inspection on occasion. The views below are representative of how to inspect these three components.

As a matter of safety, all of these components should be checked every six months.

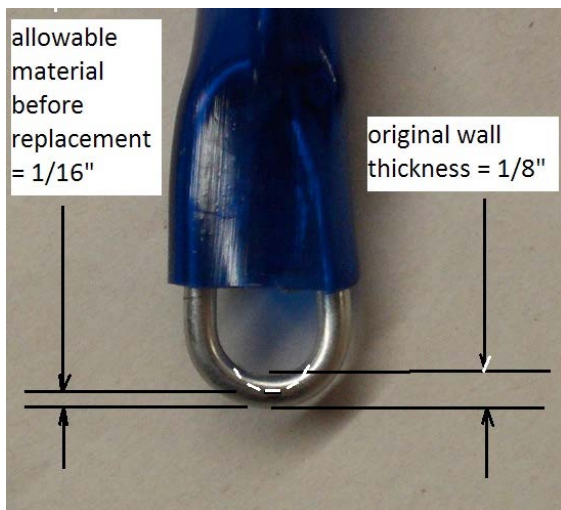


Figure 3




Figure 4




Figure 5

Balance Buddy Chains, Threaded Connectors and Eye Straps:

Wear in these areas are normally very light, but still should be checked. If any of the above components are found to be worn out as described, contact FlagHouse at 800.793.7900 (US & Intl) or 800.265.6900 (Canada) for replacement instructions.

If any are found to have worn half way through the wall thickness, they need to be replaced. Remember, the simple rule is: "THE TIME FOR IT TO GO IS WHEN IT IS HALF GONE"



601 FlagHouse Drive | Hasbrouck Heights, NJ 07604 | 800.793.7900 | flaghouse.com/haleysjoy



235 Yorkland Boulevard | North York, ON M2J 4Y8 | 800.265.6900 | flaghouse.ca/haleysjoy